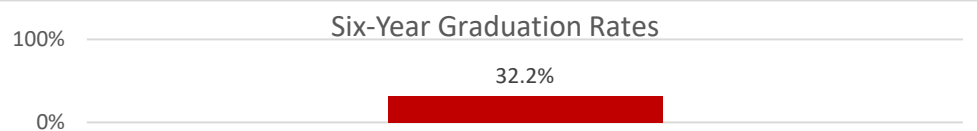
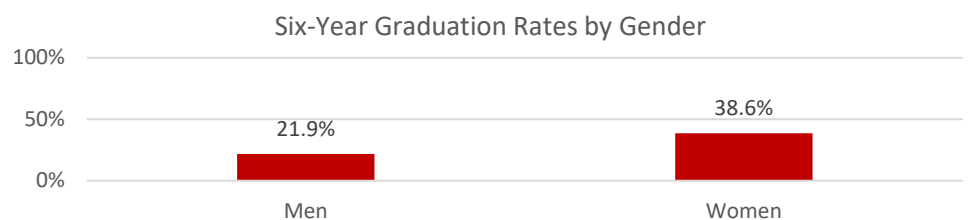


Six-Year Graduation Rates of Full-Time First-Time Freshmen Enrolled in Baccalaureate Programs: Fall 2018 Entering Cohort

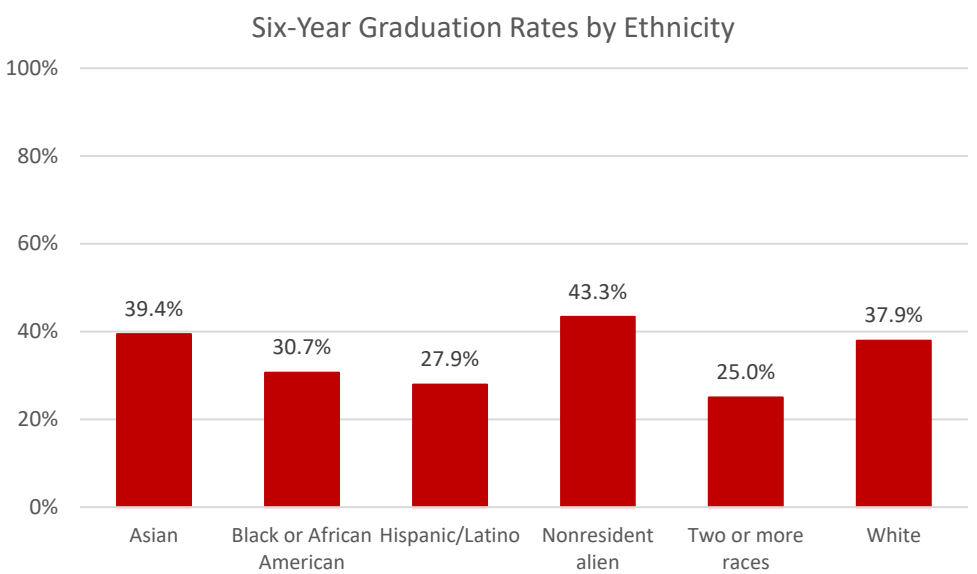
Total	Cohort (N)	Graduation Count (N)	Graduation Rate (%)
Entering Cohort	1107	357	32.2%



Gender	Cohort (N)	Graduation Count (N)	Graduation Rate (%)
Men	421	92	21.9%
Women	686	265	38.6%
Total	1107	357	32.2%



Ethnicity	Cohort (N)	Graduation Count (N)	Graduation Rate (%)
American Indian or Alaskan Native	*	*	*
Asian	236	93	39.4%
Black or African American	398	122	30.7%
Hispanic/Latino	340	95	27.9%
Native Hawaiian or Other Pacific Islander	*	*	*
Nonresident alien	30	13	43.3%
Two or more races	32	8	25.0%
White	58	22	37.9%
Total	1107	357	32.2%



*Rates not reported on cohorts less than 25

Source: IPEDS