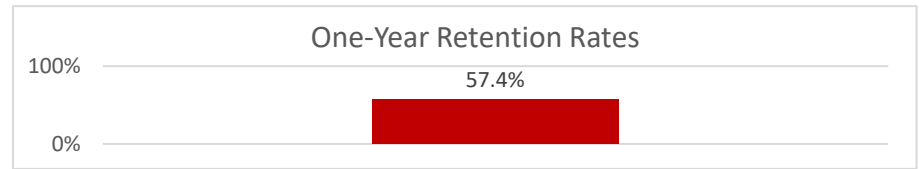
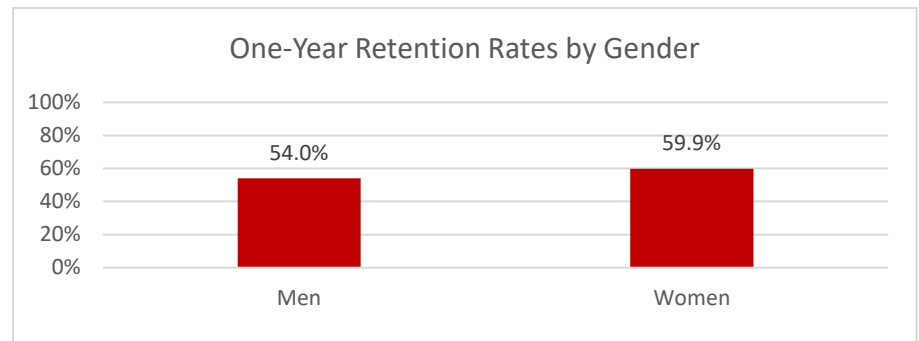


One-Year Retention Rates of Full-Time First-Time Freshmen Enrolled in Baccalaureate Programs: Fall 2023 Entering Cohort

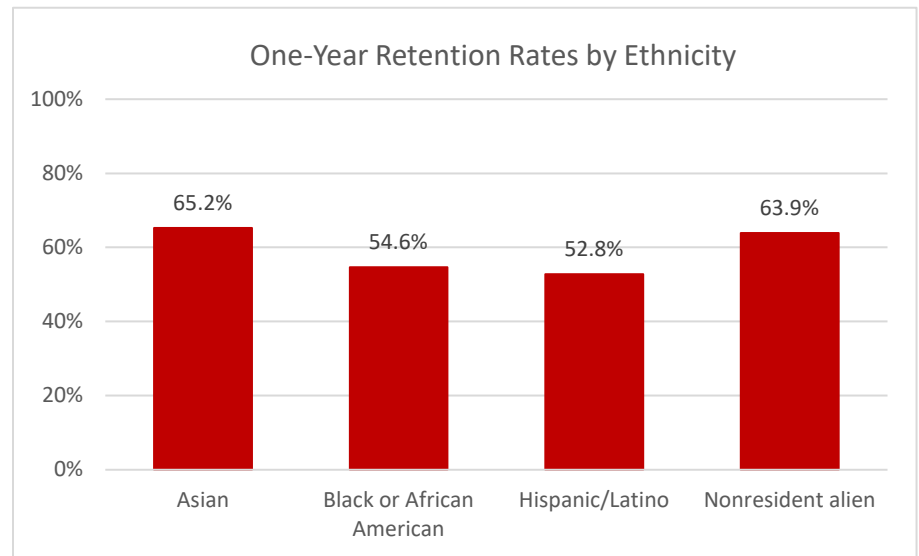
Total	Cohort (N)	Retained (N)	Retained (%)
Entering Cohort	665	382	57.4%



Gender	Cohort (N)	Retained (N)	Retained (%)
Men	285	154	54.0%
Women	364	218	59.9%
Other	*	*	*
Unknown	*	*	*
Total	665	382	57.4%



Ethnicity	Cohort (N)	Retained (N)	Retained (%)
American Indian or Alaskan Native	*	*	*
Asian	138	90	65.2%
Black or African American	249	136	54.6%
Hispanic/Latino	197	104	52.8%
Native Hawaiian or Other Pacific Islander	*	*	*
Nonresident alien	36	23	63.9%
Two or more races	*	*	*
White	*	*	*
Total	665	382	57.4%



*Rates not reported on cohorts less than 25