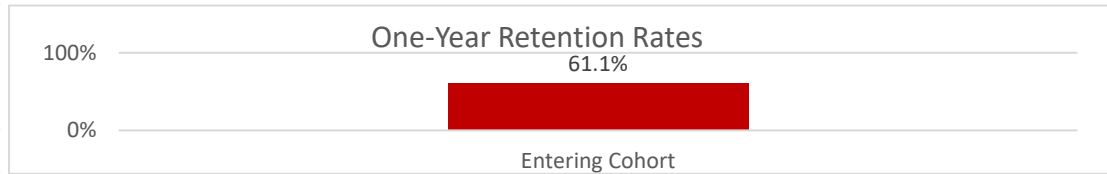
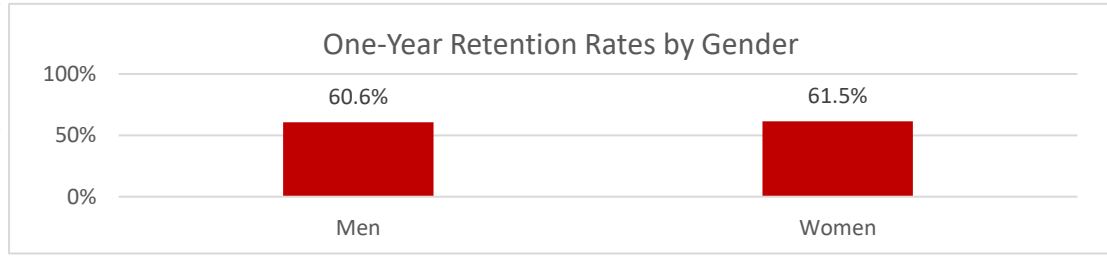


One-Year Retention Rates of Full-Time First-Time Freshmen Enrolled in Baccalaureate Degree Programs Fall 2021 Entering Cohort

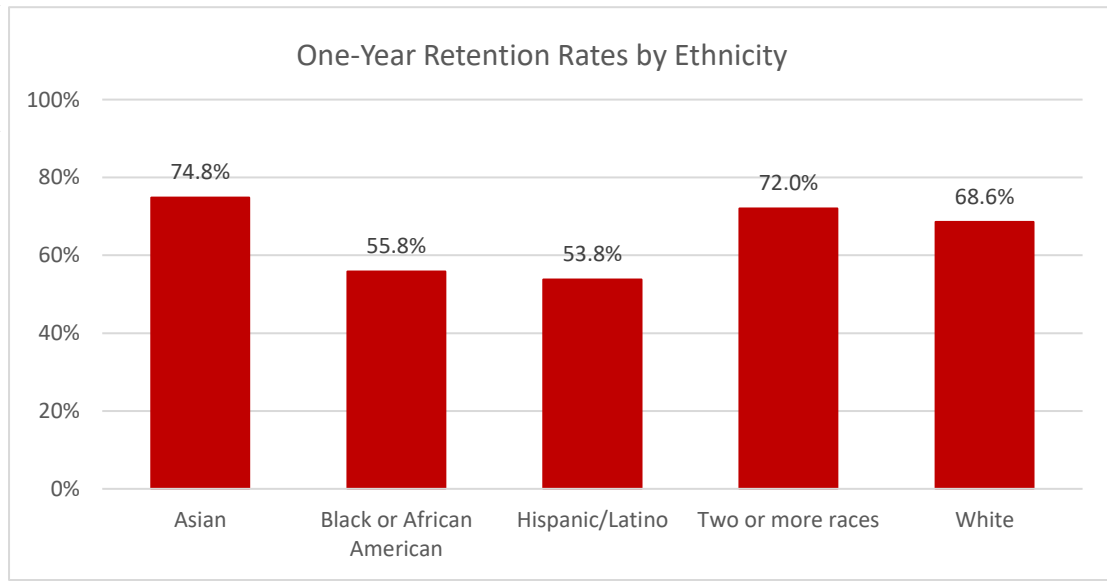
	Cohort (N)	Retained at York	
		Count (N)	Retention Rate (%)
Total			
Entering Cohort	841	514	61.1%



Gender	Cohort (N)	Retained at York	
		Count (N)	Retention Rate (%)
Men	350	212	60.6%
Women	491	302	61.5%
Total	841	514	61.1%



Ethnicity	Cohort (N)	Retained at York	
		Count (N)	Retention Rate (%)
American Indian or Alaskan Native	21	*	*
Asian	163	122	74.8%
Black or African American	328	183	55.8%
Hispanic/Latino	240	129	53.8%
Native Hawaiian or Other Pacific Islander	5	*	*
Nonresident alien	24	*	*
Two or more races	25	18	72.0%
White	35	24	68.6%
Total	841	514	61.1%



*Rates not reported on cohorts less than 25