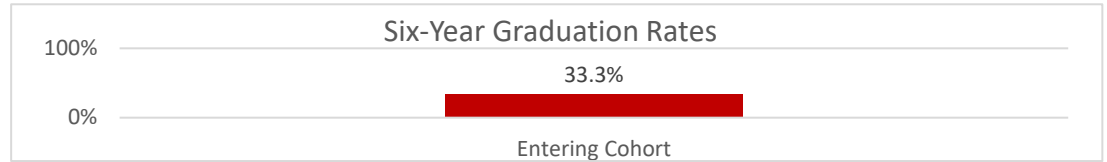
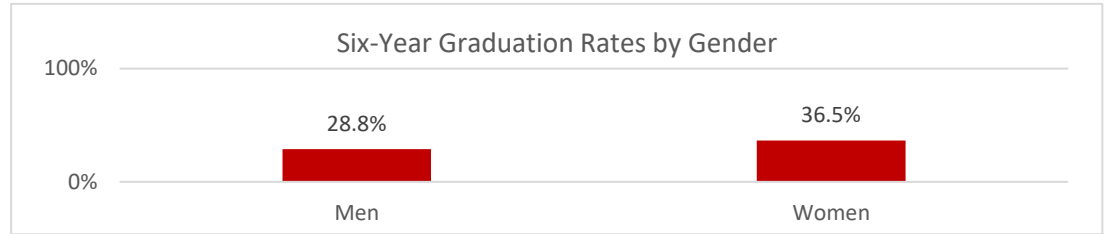


## Six-Year Graduation Rates of Full-Time First-Time Freshmen Enrolled in Baccalaureate Degree Programs Fall 2016 Entering Cohort

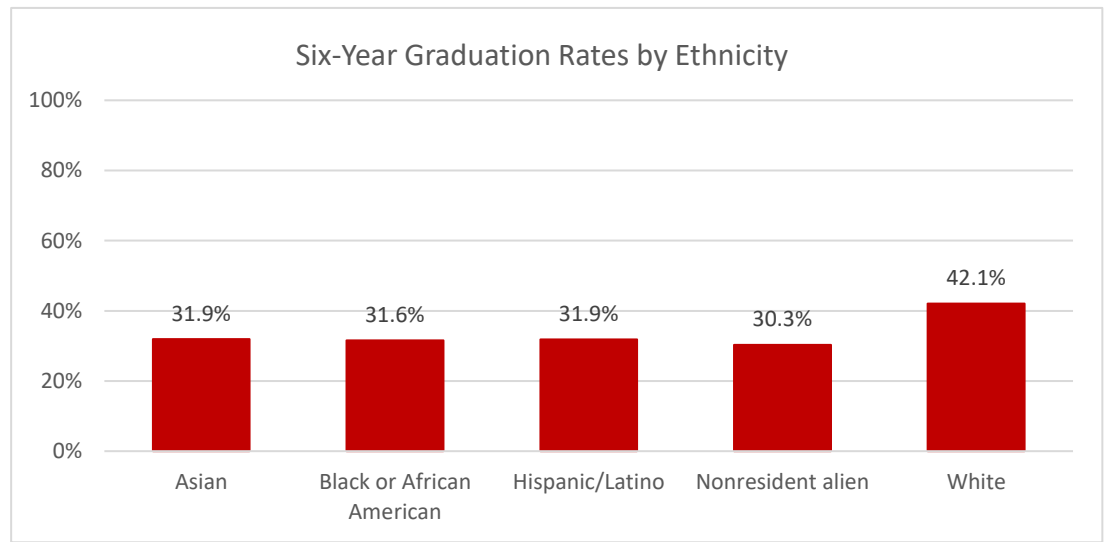
	Cohort (N)	Graduated from York	
		Count (N)	Graduation Rate (%)
<b>Total</b>			
Entering Cohort	936	312	33.3%



Gender	Cohort (N)	Graduated from York	
		Count (N)	Graduation Rate (%)
Men	386	111	28.8%
Women	550	201	36.5%
<b>Total</b>	936	312	33.3%



Ethnicity	Cohort (N)	Graduated from York	
		Count (N)	Graduation Rate (%)
American Indian or Alaskan Native	8	*	*
Asian	238	76	31.9%
Black or African American	263	83	31.6%
Hispanic/Latino	320	102	31.9%
Native Hawaiian or Other Pacific Islander	10	*	*
Nonresident alien	33	10	30.3%
Two or more races	7	*	*
White	57	24	42.1%
<b>Total</b>	936	312	33.3%



\*Rates not reported on cohorts less than 25